



IMPERIAL HERITAGE SCHOOL

SECTOR-102, GURUGRAM



Holiday


HOMESCHOOLWORK

SESSION 2021-22

GRADE-4

THEME-

**WATER
CONSERVATION**



THE CAPACITY TO LEARN IS A GIFT; THE ABILITY TO LEARN IS A SKILL; THE WILLINGNESS TO LEARN IS A CHOICE".

A Holiday Homework is an attempt to enhance children's imagination. Doing it in the right spirit with enthusiasm will make it a great learning experience and will make your child an independent, inquisitive learner who will enjoy the learning process.

Dear Parents,

We are ready to welcome the Summer Vacation after a year of online schooling. The year gone by has taught us valuable lessons and gave us the ability to spring back from all challenges that came our way. I must thank you for supporting us and making the online teaching learning process, a successful joint venture between us. This break is a great opportunity to cheer up our souls and refresh our minds. This is the time to bond with our children and give them credit for quickly adopting to the new normal conditions and adjusting to it without any apprehensions or doubts. They attended classes, did activities and appeared for their exams with the same gusto and enthusiasm as they would do in a functional school. Kudos to our students.

Here are some tips for you, parents, to make the most of this time where there are no deadlines to meet, no assignment to be submitted or a test to study for. This is your "US" time, enjoy it and make beautiful memories.

- *Avoid negativity in all forms at home. Whether from News on TV or from the neighbourhood. Children get affected and sometimes do not express themselves. Discourage any talks or discussions that can have a negative impact on our children's impressionable mind.*
- *Have at least two meals together with your children.*
- *Explain about the hard work our farmers put in so that we can have our meals on the table and ask them not to waste their food.*
- *Let them wash their own plate after every meal. Children learn dignity of labour from such activities.*
- *Encourage them to help you with preparing meals. Let them make their own vegetable and fruit salad.*
- *Encourage them to learn 5 new words in English, Hindi and list them in a note book.*
- *Nurture your child's interest – be it art, music, dance or anything else. Let him/her pursue a hobby of his /her own choice.*
- *Please train your child to become independent in his daily chores.*
- *Let him/her keep the house clean-clear the toys, books or craft after he/she has finished playing with it. Let them lend you a hand with basic household chores like dusting and mopping, putting out clothes to dry, folding them etc.*
- *Be polite while speaking and talk softly.*
- *Inculcate proper toilet habits.*
- *Remember to converse in English with your child.*
- *Gently encourage your child to make a kitchen garden by planting seeds. Knowledge about plants and trees are an integral part of your child's growing up.*
- *Share stories about your childhood and your family history.*
- *Assign a permanent work place and a work-time. This brings in discipline in your child's life.*
- *Make sure you are spending quality time with your wards amidst this tensed environment.*

And now a word for my students:

Dear Students,

With summer holidays around the corner, my heart swells up with an array of emotions. You all have worked hard in the past few months and it is time to have a refreshing vacation.

To maintain the educational continuum and to keep in view the rejuvenation you need, an enriching homework for the holidays is designed to keep you constructively busy and put boredom at bay. Continue to read e-newspaper every day and don't forget to complete your notebooks and assignment of the syllabus covered in online classes during April and May.

Don your thinking cap, wear your magic mantle to put forth your creative side. Have fun and frolic, build up your learning activities as a treasure.

Looking forward to seeing you soon, online.

Happy summer vacations! Enjoy, take rest and be back with full enthusiasm.



WATER CONSERVATION

If you think water supplies are endless, think again. True nearly 70% of the earth is covered with water, but only 2-3% of that water found in lakes, rivers and glaciers is fresh water! And we need fresh, clean water to survive! Not just we, but also animals, birds and plants.

We take water for granted but regular supply of clean, drinkable water is a big challenge in many parts of the world, including our own country.




ENGLISH

Activity 1

“ If ...Water Starters”

Use your imagination and write a paragraph or a short story that begin with the following ‘If story starters below’.



1. If I turned on the faucet and no water came out.....



2. If the water at my home was unsafe to drink....



3. If it didn't rain for one year...

Activity 2


Read the story 'At least a Fish' from your MCB book. Just like Anna in the story you also have a pet fish who talks to you. Write a comic conversation between you and the fish as she makes you understand the importance of clean water. Remember the fish is very angry at humans for wasting too much water. Use speech bubbles and illustrations(pictures) to make the conversation more interesting. Be as creative as possible.



Activity 3

It's time for a little investigation around your house, suppose you are an Undercover Water Star Detective and your job is to find out the reasons of who is wasting the most water in your house. Make a small journal and write name of your all family members and how much water they consume for one activity. For ex: Papa – brushing time 5 min- Keeps the faucet on.

- Dress up as Water Star Detective, click a picture and paste it at the back of your journal.
- Click pictures of your family members wasting water and put them in the journal as proof.
- Observe them for 1 week and then analyse who is the real culprit.



Hindi

ग्रीष्मकालीन अवकाश कार्य

1. हम सब जानते हैं कि हमारे देश में पानी की कमी एक गंभीर समस्या है। आप सोचिए कि हम पानी को कैसे संरक्षित कर सकते हैं। ग्रीष्मकालीन अवकाश में आप पानी को जिन- जिन उपायों के माध्यम से बचाओगे, उन माध्यमों के साथ अपनी फोटो लीजिए व उन फोटों को एक A3 साइज शीट या चार्ट पेपर पर चिपकाकर आकर्षक ढंग से प्रस्तुत कीजिए। (आप चार्ट पेपर पर उपायों से संबंधित चित्र भी बना सकते हैं।)

MATHS

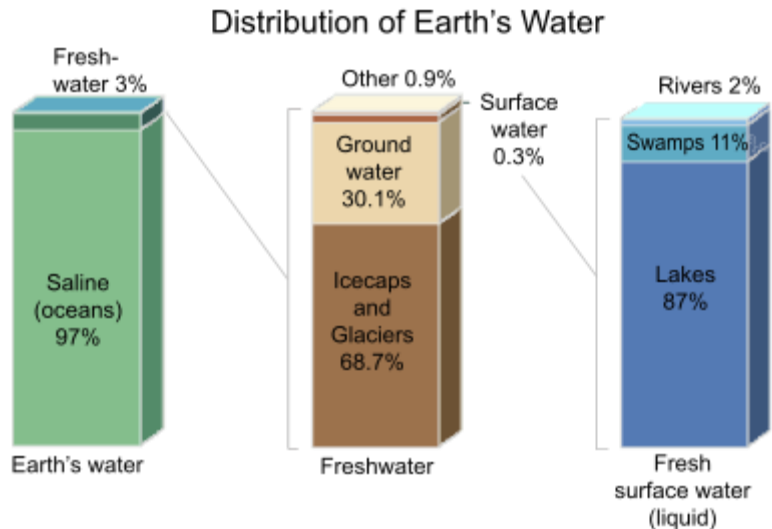
Earth is called 'Blue Planet' because most its area is covered with water. Still, we face shortage of water

This is because of uneven distribution of water on earth.

- Less than 3% of Earth's water is fresh water.
- 97% of it is undrinkable. It is salty water present in the oceans.
- Most of the fresh water is in the ice-caps. It is frozen.
- Some of the fresh water is underground.
- Less than 1% water is easily accessible.

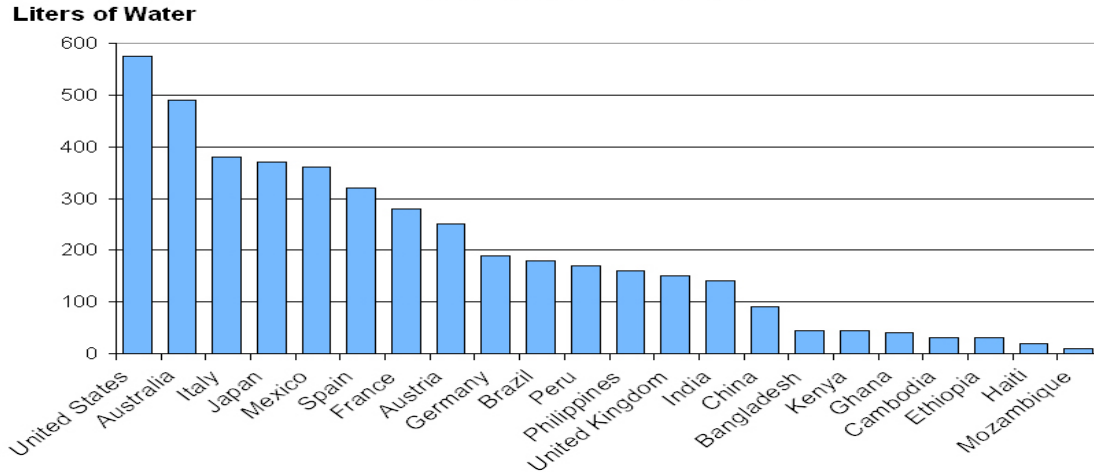
Read the graph and answer the questions.

1. According to the bar graphs in what percentage of the world's water is Fresh water?



2. What do these three divided bar graphs tell you about where the Earth's fresh water resides?

**Average Daily Water Use Per Person (1998-2002)
For Selected Countries**



1. Which countries consume the most water?

2. Which countries consume the least water?

To Do Task:

(Use A4 sheets)

1. How many buckets of water are used in your house every day for cleaning the house, bathing, watering plants, cooking, washing clothes? Represent your data in the form of pictograph.



2. Water Business name analysis:
List some bottled water brands.
Also find their costs and arrange the names according to increasing order of cost.



3. What is 'Rainwater Harvesting'?

- List the things required for rainwater harvesting.
- Find the estimated cost of setting a rainwater harvest plant in your area.

4. Paste the copy of water bills of your house for two consecutive months and compare the amounts.

EVS

India is one such country which is covered with water from three sides & with snowy mountains from fourth side. So, there is “water- water everywhere not a drop to drink” because the water on three sides is salty & water on fourth side is snowy. Even then our country is facing “Water Crisis”.

So dear children during your summer vacation, **THINK, RESEARCH AND FIND SOLUTION** of this problem!!

A. Mark the regions of India having snowy mountains with red and saline water (sea) with orange in the map given below.



B. Collect information on percentage reserve of fresh and saline water on the planet Earth.

C. Water is inexhaustible source of energy still we find it difficult to get potable water for house hold activities. As a Science student, think sustainably to get potable water for future generation keeping following parameters in your mind.

- i) Make sea water drinkable
- ii) Make kitchen waste water usable
- iii) Make rain water usable

These ideas are to be explained in a paragraph and represented pictorially too.



D. Play Your Part, Be water Smart

List some dos and don'ts that should be followed by people to conserve water. Make a collage (using print outs or drawings) of ways of wise use of water which can be opted by each one of us.

Note:


- Try to incorporate maximum ways that can be opted in indoor and outdoor activities.
- This activity is to be done on A3 sheet. In case it is unavailable make a soft copy of collage using MS Paint.



ICT

Task-1: Make a colourful poster on the topic '*Water Scarcity*' in MS Word.

e.g.



Instructions:

1. Students can use different features of MS Word like online pictures, text etc.
2. Students can also draw a beautiful poster in MS Paint, then cut and paste in MS word.
3. Below the poster students will explain or show different reasons of water scarcity.

happy
HOLIDAYS