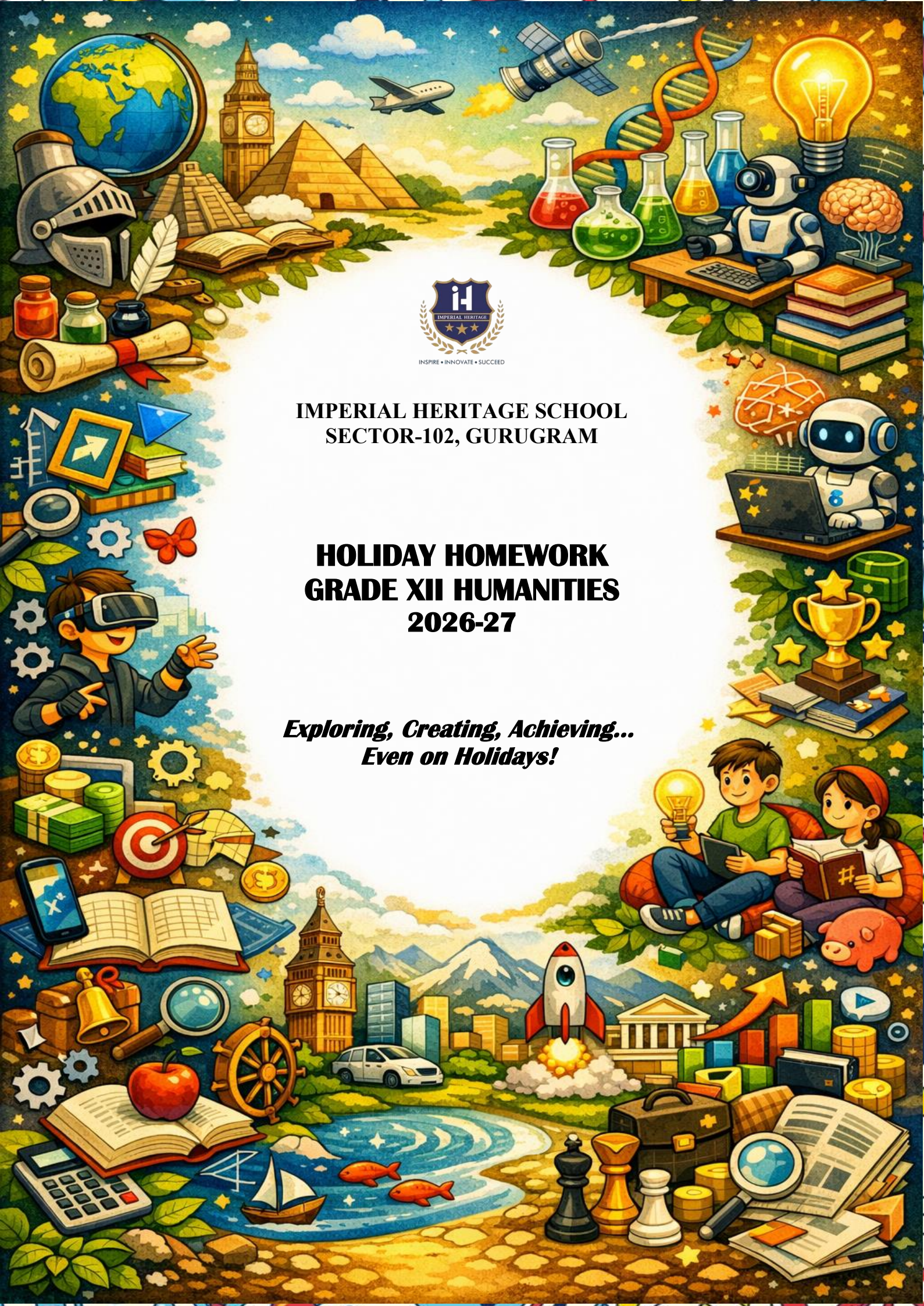




IMPERIAL HERITAGE SCHOOL
SECTOR-102, GURUGRAM

**HOLIDAY HOMEWORK
GRADE XII HUMANITIES
2026-27**

*Exploring, Creating, Achieving...
Even on Holidays!*



“Curiosity Never Goes on Vacation—and neither does the joy of learning.”

Dear Parents,

Warm greetings!

At Imperial Heritage School, we view learning as a continuous journey—one that extends far beyond the classroom walls. The purpose of holiday homework is not merely to keep students occupied, but to inspire them to explore, reflect, and grow independently. It is an opportunity for children to connect classroom knowledge with the world around them, while discovering their own unique ways of learning.

The Purpose Behind Holiday Homework

Holiday assignments are thoughtfully designed to:

- Sustain the rhythm of learning even during the break
- Encourage application of concepts in everyday life
- Develop responsibility, discipline, and effective time management
- Strengthen analytical thinking, creativity, and problem-solving abilities

Learning Through Projects

Each assignment is aligned with CBSE guidelines and focuses on experiential, project-based learning. These tasks are curated to ensure meaningful engagement, allowing students to bridge theory with practical understanding in a creative and enjoyable manner.

Assessment Parameters

Holiday homework will form a part of Internal Assessment and will be evaluated on:

- Content
- Presentation
- Relevance
- Creativity
- Originality
- Timely Submission

Kindly Note the Project/Practical written work assigned will be evaluated as CBSE project.

Guidelines for Students

- **Be Authentic:** Your work should reflect your own ideas and efforts.
- **Plan Ahead:** Break tasks into small parts and complete them gradually.
- **Follow Instructions:** Read each guideline carefully before beginning.
- **Maintain Neatness:** Clear, organized work always creates a strong impression.
- **Think Creatively:** Present your work in an innovative and engaging manner.
- **Read Daily:** Cultivate the habit of reading to expand your imagination and language skills.
- **Practice Mathematics:** Consistency is key—regular practice leads to mastery.
- **Seek Guidance, Not Substitution:** Parents may guide, but students must complete the work independently.
- **Prioritize Quality:** Focus on depth, clarity, and meaningful content.

A Fresh Thought for Our Learners

“Where Questions Bloom”

When holidays stretch like open skies,
Let wonder wake and questions rise.
Not all learning lives in books,
It hides in paths and curious looks.
In silent thoughts, in things you make,
In every risk you choose to take,
In colours mixed or stories spun,
In problems solved just for the fun.

A restless mind, a seeking heart,
That’s where true journeys always start.
So learn, explore in your own way—
Let curiosity lead each day.

Submission Date: 6th July, 2026

We eagerly await the thoughtful and creative work our students will present. May this vacation be a time of joyful discovery, meaningful experiences, and personal growth. Wishing you all a safe, refreshing, and enriching summer break!

Warm regards,

Ms. Neelu Sharma
Principal

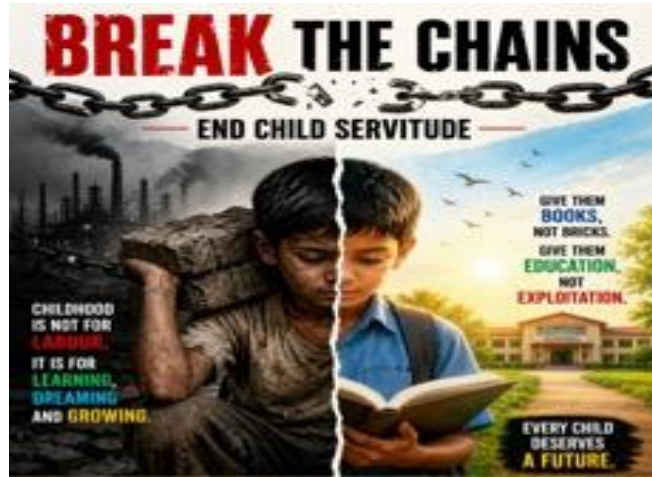
ENGLISH

I. CBSE ASL BASED PROJECT

Topic - Stolen Childhoods, Silent Cries

Integrated Chapter - Lost Spring (Flamingo)

Objective - Creating a project on child servitude is an impactful way to raise awareness about this pressing issue and advocate for the rights and well-being of children. Here's a project outline:



Students will listen to podcasts/ interviews/radio or TV documentary on the given topic and do a thorough research on the same. Prepare a report including surveys, statistical data, graphs etc., countering or agreeing with the speakers in 800 to 1000 words and submit.

Your project file should contain the following details:

- 1. Cover page**
Prepare a creative cover page giving relevant details of your project.
- 2. Index**
Make 3 columns – Serial no, topic, page no.
- 3. Statement of Purpose**
Write down at least five objectives of the given project.
- 4. Acknowledgement**
Sample to be provided by the teacher.
- 5. Certificate of Completion**
Sample to be provided by the teacher.
- 6. Action Plan**
Sample to be provided by the teacher.
- 7. Materials Used**
List down all the materials used by you in making of the project.
- 8. Report**
Report to be written in approx. 1000 words.
- 9. Student Reflections**
Share your views/conclusion on the given topic and write the learning outcomes
- 10. Evidence of your report**
Photographs and other pieces of evidence of the research to be pasted.
- 11. Bibliography**
Pen down the sources from where the information was accessed.

Note:

1. Make a file of your choice with A4 size sheets only.
2. Sheets can be colourful or plain.
3. Presentation should be neat.
4. Project must showcase your creativity.
5. Student findings should be his/her original work.

II. HOLIDAY HOMEWORK WORKSHEET

Complete the Holiday HW Worksheet uploaded on ERP. Q/As to be done in the notebook.

III. SUGGESTED READING

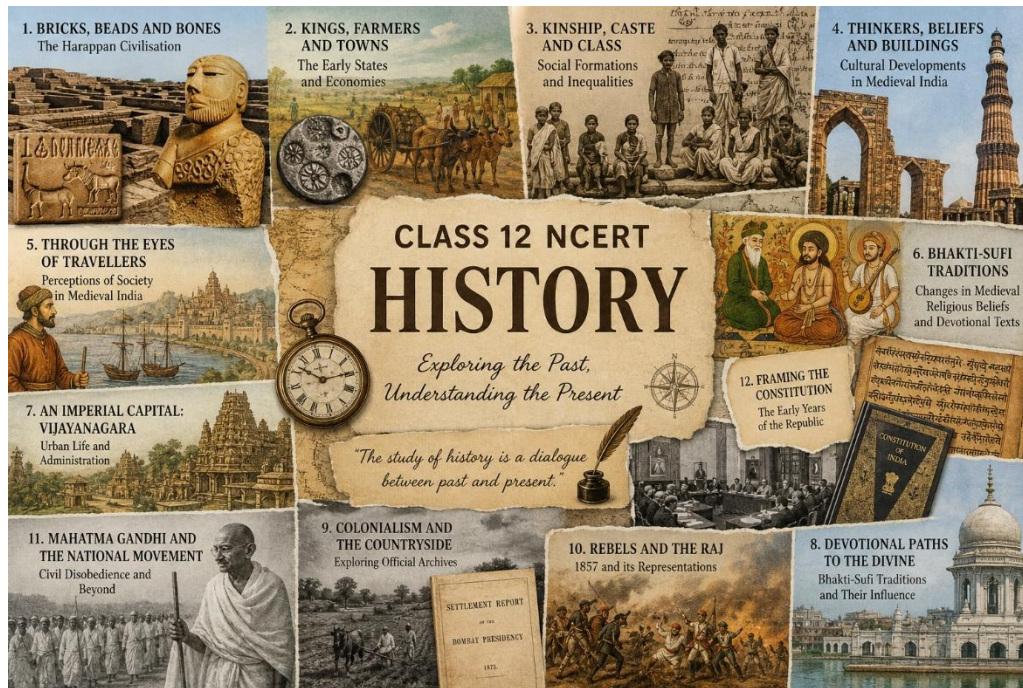
‘Silas Marner’ by George Eliot is a long reading text prescribed by CBSE for extensive study. Please find the link below for online reading. Write the summary of the novel in 120-150 words and present it creatively with an illustration. Happy Reading!

https://cbseacademic.nic.in/web_material/doc/novels/1_Silas%20Marner,%20by%20George%20Eliot%20-%20Class%20-%20XII.pdf



HISTORY

"Those who cannot remember the past are condemned to repeat it," -George Santayana



Project work will help students:

- To develop skills to gather data from a variety of sources, investigate diverse viewpoints and arrive at logical deductions.
- To develop skill to comprehend, analyses, interpret, evaluate historical evidence, and understand the limitation of historical evidence.
- To develop 21st century managerial skills of coordination, self-direction, and time management.
- To learn to work on diverse cultures, races, religions, and lifestyles.
- To learn through constructivism-a theory based on observation and scientific study.
- To inculcate a spirit of inquiry and research.
- To communicate data in the most appropriate form using a variety of techniques.
- To provide greater opportunities for interaction and exploration.
- To understand contemporary issues in context to our past.
- To develop a global perspective and an international outlook.
- To grow into caring, sensitive individuals capable of making informed, intelligent, and independent choices.
- To develop lasting interest in history discipline.
- CHOOSE ANY ONE TOPIC FROM THE LIST GIVEN BELOW OR ANY OTHER TOPIC YOU FIND INTERESTING AND WORTH RESEARCHING FOR.
- MINIMUM NO. PAGES: 30-35

A FEW SUGGESTIVE TOPICS FOR CLASS XII PROJECTS

1. The Indus Valley Civilization-Archaeological Excavations and New Perspectives
2. The History and Legacy of Mauryan Empire
3. "Mahabharat"- The Great Epic of India
4. The History and Culture of the Vedic period
5. Buddha Charita
6. A Comprehensive History of Jainism
7. Bhakti Movement- Multiple interpretations and commentaries.
8. "The Mystical Dimensions of Sufism
9. Global legacy of Gandhian ideas
10. The Architectural Culture of the Vijayanagar Empire
11. Life of women in the Mughal rural society
12. Comparative Analysis of the Land Revenue Systems introduced by the Britishers in India
13. The Revolt of 1857- Causes; Planning & Coordination; Leadership, Vision of Unity
14. The Philosophy of Guru Nanak Dev
15. The Vision of Kabir
16. An insight into the Indian Constitution
17. Comparative study of Stupas and Pillar edicts
18. Comparative study of Mughal and Vijayanagar architecture

Steps involved in the conduct of the project:

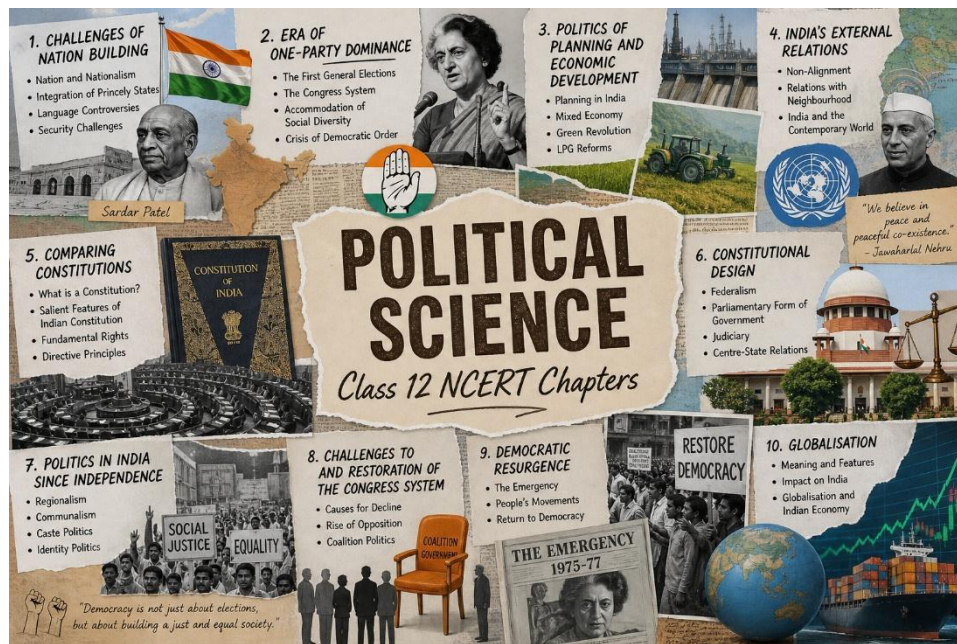
1. Choose a Title/Topic
2. Need of the Study, Objective of the Study
3. Hypothesis
4. Content -Timeline, Maps, Mind maps, Pictures, etc. (Organization of Material/Data Present Material/Data)
5. Analyzing the Material/Data for Conclusion
6. Draw the Relevant Conclusion
7. Bibliography

Marking Scheme:

S. No	HEADING	MARKS
1	Synopsis/ Initiation	3
2	Data Collection/ Interpretation	6
3	Data Analysis	3
4	Viva-voce	8
	TOTAL	20

POLITICAL SCIENCE

"Politics ought to be the part-time profession of every citizen who would protect the rights and privileges of free men."-Dwight Eisenhower.



- To enable learners to probe deeper, initiate action and reflect on knowledge and skills acquired during the course of class.
- To analyze and evaluate real world scenarios using social constructivism, a theory based on observation and scientific study.
- To become independent and empowered to choose their topic and gather data from a variety of sources, investigate varied viewpoints acquired during the course and arrive at logical deductions.
- To enquire into, and reflect on, issues independently /in collaboration with others and identify the limitations.
- To develop 21st century skills of communication, cooperation, coordination, critical thinking, creativity, and collaboration to produce an extended and independent work.

CHOOSE ANY ONE TOPIC FROM THE LIST GIVEN BELOW OR ANY OTHER TOPIC YOU FIND INTERESTING AND WORTH RESEARCHING FOR.

A FEW SUGGESTIVE TOPICS FOR CLASS XII PROJECTS

1. NAM- 1961 to present times.
2. Division of Germany with special focus on the construction and dismantling of the Berlin Wall.
3. CIS-Central Asian Republics
4. Disintegration of USSR with special focus on Gorbachev.
5. Arab Spring
6. Cover the negative as well as positive aspects of the relationship between India and the following countries. Focus on any one of the following (current updates should be highlighted):
 - a) Relationship between India and Russia
 - b) Relationship between India and China
 - c) Relationship between India and Pakistan
 - d) Relationship between India and Bangladesh

7. ASEAN
8. European Union and BREXIT
9. BRICS
10. SAARC
11. India's Nuclear Policy
12. United Nations with focus on India's candidature in the Security Council.
13. UN Agencies – UNICEF, UNESCO, WHO
14. Pandemics: Covid 19- Its global impact (focus on worldwide cooperation and preparedness along with controversies (please collect newspaper clippings for the same)
15. Partition of India-Theory behind it and its legacy
16. Comparison between NITI AAYOG and Planning Commission and their contribution in India's Development.
17. Election 2019- Rise of BJP and Downfall of Congress (1989-2019).
18. Emergency – A blot on Indian Democracy
19. NDA III and NDA IV – Social and Economic welfare programmes.

- MINIMUM NO. PAGES: 30-35
- THE PROJECT SHOULD BE ORIGINAL WORK, OWN RESEARCH, SURVEY FORM AND DIAGRAMMATIC PRESENTATION IF REQUIRED CAN BE GIVEN
- FOR POLITICAL TOPICS YOU CAN DO A PEOPLE SURVEY IF REQUIRED.

The marks will be allocated under the following heads:

S.no	COMPONENTS	MARKS ALLOTTED
1	INTRODUCTION/OVERVIEW	2
2	VARIETY OF CONTENTS	3
3	PRESENTATION	3
4	CONCLUSION	1
5	BIBLIOGRAPHY	1
6	VIVA-VOCE	10
	TOTAL	20

PSYCHOLOGY

Case Study as a Project Work in Class XII Psychology

A case study is one of the most important practical components of Class XII Psychology because it bridges the gap between theoretical concepts and real-life human behavior. Instead of only learning definitions and theories, students get an opportunity to observe, analyze, and interpret psychological processes in a real individual.



LIST OF SUGGESTED TOPICS

<u>Mental Health & Behavior</u>	<u>Digital Life</u>	<u>Social & Family Dynamics</u>	<u>Personality & Development</u>	<u>School-related Issues</u>
1 Exam anxiety among students 2 Social media addiction 3 Sleep patterns and mental health 4 Stress management in adolescents	1 Impact of Instagram/reels on self-esteem 2 Screen time vs academic performance 3 Online gaming behavior	1 Parenting styles and personality 2 Peer pressure in teenagers 3 Effects of nuclear vs joint family	1 Introversion vs extroversion 2 Self-concept in adolescents 3 Emotional Intelligence	1 Adjustment problems in new school 2 Academic stress 3 Bullying and its psychological effects

THE FORMAT TO FOLLOW;

1. Cover Page

- Title: CASE STUDY (in bold, capital letters)
- Topic/Subject of Case Study
- Student's Name
- Class & Section
- Roll Number (Board/School)
- School Name
- Academic Session

2. Certificate

3. Acknowledgement

4. Index

5. Introduction

- Meaning of case study
- Importance in psychology
- Brief overview of chosen topic

6. Objectives of the Study

- What you aim to find out

7. Tools and Techniques Used

Include:

- Observation
- Interview (structured/semi-structured)
- Psychological tests (mention full names)
- Questionnaire

8. Identification Data (Demographic Details)

- Name (use initials for confidentiality)
- Age
- Gender
- Class/Occupation
- Family type (nuclear/joint)

9. Case History

- a) Family Background
- b) Personal & Developmental History
- c) Medical History

10. Habits, Interests, and Talents

11. Interview with the Subject

- Key questions and summarized responses
- Observations during interview

12. Interview with Significant Others




- Parent/teacher/friend
- Cross-verification of behavior

13. Psychological Test Administration

Include any 2–3 standardized tools such as:

- Maudsley Personality Inventory (MPI)
- Sinha's Comprehensive Anxiety Test (SCAT)
- Self-Concept Questionnaire
- Adjustment Inventory for School Students (AISS)

IMPORTANCE OF CASE STUDY IN CLASS XII PSYCHOLOGY

	1 APPLICATION OF CONCEPTS: Helps apply topics like personality, intelligence, anxiety, and behavior to real situations.	
	2 SCIENTIFIC THINKING: Develops skills of observation, data collection, analysis, and interpretation.	
	3 UNDERSTANDING INDIVIDUAL DIFFERENCES: Highlights how people differ due to environment and experiences.	
	4 EMPATHY DEVELOPMENT: Builds sensitivity, listening, and communication skills.	
	5 USE OF PSYCHOLOGICAL TOOLS: Provides hands-on experience with tests like personality and anxiety scales.	
	6 HOLISTIC UNDERSTANDING: Gives a complete view by combining personal, social, and test data.	
	7 RESEARCH EXPOSURE: Introduces research methods, ethics, and report writing.	
	8 SKILL DEVELOPMENT: Enhances critical thinking, analytical ability, and presentation skills.	
	9 ETHICAL AWARENESS: Teaches confidentiality, consent, and respect.	
	10 CBSE IMPORTANCE: Part of internal assessment; promotes practical learning and originality.	

For each test:

- Aim
- Procedure
- Scoring
- Result
- Interpretation

14. Observation Report

- Behavior
- Body language
- Emotional responses

15. Analysis & Interpretation

- Combine:
 - Interview findings
 - Test results
 - Observations
- Give a psychological explanation

16. Conclusion

17. Suggestions / Recommendations

- Practical improvements for the subject
- Based on findings

18. Ethical Considerations

19. Limitations of the Study

20. Bibliography


Rubrics for Project File & Case Profile (10 Marks)

The examiners evaluate the file based on the following criteria:

- Relevance and Accuracy (3 Marks): Does the project topic directly relate to psychology (e.g., bullying, mental health, social media impact, coping with stress)? Is the information accurate and legally/ethically sound?
- Research & Case Study Quality (3 Marks):
 - Case Profile: In-depth analysis of an individual using interviews, observation, and relevant psychological tests.
 - Data Collection: Use of reliable methods like questionnaires, surveys, or interviews (at least 10 members suggested for surveys).
- Technique of Presentation (4 Marks):
 - Structure: Proper, organized file with a certificate, acknowledgement, index, objectives, methodology, analysis, and bibliography.
 - Documentation: Inclusion of pictures, tables, graphs, and a copy of the questionnaire used.
 - Quality: Neat handwriting, proper formatting, and lack of spelling errors.

SOCIOLOGY

The goal of sociology is to understand the laws of social phenomena.” -August Comte



PROJECT WORK GUIDELINES

Students are required to prepare a Sociology project during the holidays. Follow the steps given below carefully to complete your project in a systematic and meaningful way.

Project work will help students:

- By undertaking this project, students will be able to:
- Understand key concepts, theories, and perspectives of sociology in real-life contexts.
- Relate classroom learning to everyday social issues such as inequality, globalization, culture, and social change.
- Learn basic research methods such as observation, surveys, interviews, and data collection.
- Analyse social phenomena objectively and develop reasoned arguments based on evidence.
- Recognize and appreciate diversity in terms of caste, class, gender, religion, and region.
- Present ideas clearly through written reports, charts, graphs, and oral presentations.
- Become more sensitive to social issues and develop a sense of responsibility towards society.

STEP 1: SELECTION OF TOPIC

- Students must select a social issue as the topic for their research work.
- The topic should be relevant to contemporary society.
- Selection of the topic must be done only after taking approval from the subject teacher.

STEP 2: PREPARATION OF ROUGH DRAFT

Prepare a rough draft of your project in the following order:

1. Index

- List all the sections of your project along with page numbers.

2. Acknowledgement

- Write a short note expressing gratitude to your teacher, school, and anyone who helped you in completing the project.

3. Introduction

- Introduce your topic clearly.
- Explain what the issue is and why it is important in society.

4. Statement of Purpose

- State the objectives of your study.

5. Methodology

- Explain how you collected information.
- Sources may include:
 - Newspapers
 - Magazines
 - Internet articles
 - Interviews/Questionnaire

6. Presentation of Evidence

- Collect relevant data such as:
 - News reports
 - Case studies
 - Statistics
- Summarize the information in your own words.
- Explain how each piece of evidence is related to your topic and why it is significant.

STEP 4: QUESTIONNAIRE PREPARATION

- Prepare a questionnaire based on your topic (20 questions).
- Questions should be:
 - Clear and relevant
 - A mix of objective and descriptive types
- The questionnaire should help in collecting primary data.

STEP 5: SURVEY IN SOCIETY

- Conduct a small survey in your neighbourhood/society using your questionnaire.
- Try to collect responses from at least 20-25 people.
- Ensure:
 - Respectful communication
 - Honest data collection
 - No forcing of responses

STEP 6: DATA ANALYSIS

- Organize the collected data in a systematic manner.
- You may use:
 - Tables
 - Charts/graphs (optional)
- Analyse the responses by:
 - Identifying patterns and trends
 - Comparing different responses
 - Interpreting what the data suggests about your topic

IMPORTANT INSTRUCTIONS

- Choose a social issue that allows meaningful research and analysis.
- Write neatly and present your work in a well-organized manner.
- Use your own words; avoid copying directly from sources.
- Maintain clarity in data presentation and analysis.
- Support your project with real-life examples and current data wherever possible.

ARTIFICIAL INTELLIGENCE

Activity 1: Capstone Project Work (to be done on A3 sheet)

Select a real-world problem such as:

- Pollution analysis
- Student performance analysis
- Social media addiction
- Water conservation
- Fitness tracking

Activity 2: AI Tool Activity (to be done on A3 Sheet)

Use any AI image recognition tool, such as:

- Google Lens
- Teachable Machine

Identify objects from images and note observations with colourful images.

Activity 3: Infographic Design (to be done on Canvas and take out the coloured printout)

Create an infographic on:

- Climate Change
- AI in Education
- Digital Safety
- Pollution analysis

Activity 4: Python Programs

(Practical File work to be done in the online Google Word File and share that file directly on kanchan.chowdhary@imperialheritageschool.com)

Input & output (Screenshot) both to be included in the file.

1. Create a numpy array and then split it into 2 equal parts. Display both parts.
2. Write a numpy program to check that none of the elements of a given array are zero.
3. Write the Python code to create a pandas data frame using any sequence data type
 - a. display the data frame
 - b. display first 5 records
 - c. display last 10 records
 - d. display the number of missing values in the data set.
4. Demonstrate Train Test Split in linear regression.
5. Write a code for loading and displaying images in OpenCV using Colab.
6. Write a code to convert an image into grayscale.
7. Write a code to detect edges in the image.
8. Write a programme for the visualization of the regression line
9. Write a programme to predict GPA score after entering s SAT scores.
10. Write a program to create both Rank 1 and Rank 2 arrays using NumPy.
11. Create a data frame and apply the head and tail functions.
12. Program creates for extract specific portions using slicing
13. Write a program to convert the list into a pandas dataframe
14. Write a program to add columns to the data frame
15. Write the program to import data from CSV to a DataFrame

Activity 5: Do the revision assignment in the notebook uploaded on ERP.

PHYSICAL EDUCATION

The students are supposed to make a project file as per the details given below.

Instructions:

- This project needs to be done on one side of ruled paper and the other side of the plain paper provided in your Lab Manual (physical education practical file).
- The Lab Manual has to be covered with a brown paper cover sheet.
- Inside the Lab Manual, you may use coloured pens, but keep it colourful without making it too flashy, a clean and professional look is best.

Cover Page of the Project:

On white paper, it has to be pasted outside on the brown paper cover and should be printed neatly and clearly as mentioned below: -

Title (e.g., "Physical Education Practical File-048")

Session: 2026-27 (Academic Year)

School Name:

Your Name:

Class and Section:

Roll No: For XII class, Board Exam Roll Number.

Second Page: Index

- You have to complete the Index according to the details given in your Lab Manual. No page should be left blank in the Index.

Inside the File – Topics:

- Write all fitness test administrations with details, including pasted coloured pictures (SAI Khelo India Test / H.P.E. Tests) and Brockport Physical Fitness Test also.
- Write the procedure for Asanas, their benefits, and contraindications for any two Asanas for each lifestyle disease (obesity, diabetes, asthma, hypertension, and back pain), with coloured pictures ($2 \times 5 = 10$; at least 10 yoga postures).
- Write about any one of the following: the IOA (Indian Olympic Association) sport/game of your choice. Include a labelled diagram of the field and equipment, along with rules, terminologies, and skills associated with the game. And paste the coloured photograph of related sports equipment.

NOTE: - No black & White photos allowed in physical education Lab manual (practical file)